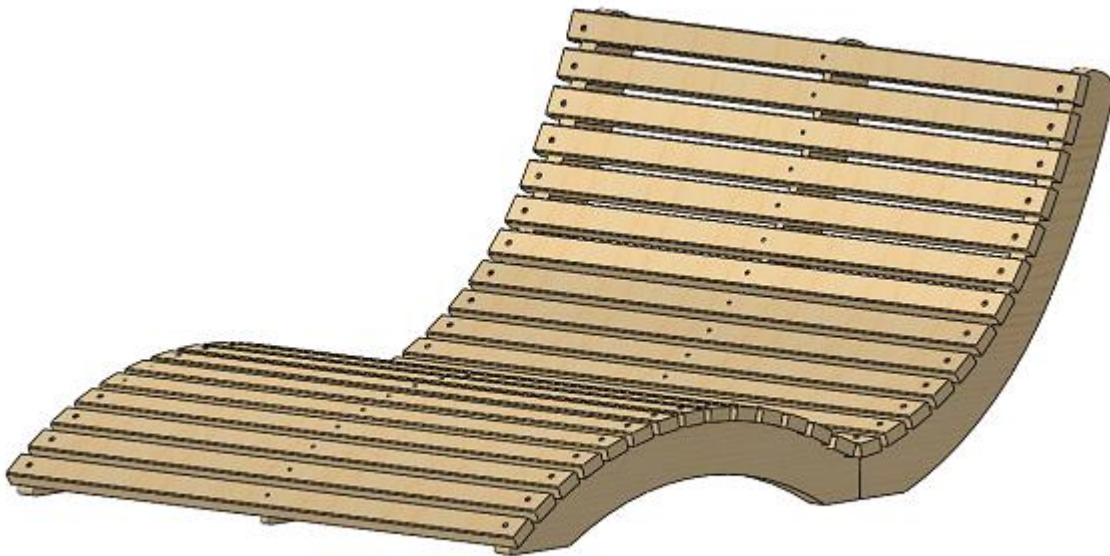
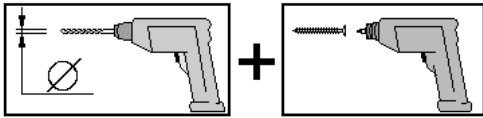


# Montageanleitung

Stora Gartenliege Fichte naturbelassen 181 x 130 x 77 cm






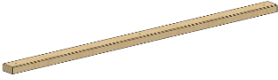



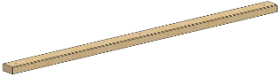


Vorbohrungen für Schrauben:



Anzahl Schrauben	Größe Schrauben
3	3,5
3	4,0
4	4,5
4	5,0
5	6,0
6	7,0
9	10,0



Nr.	Bild	Maße	Stückzahl
1		40x205x1050	2
2		40x242x1050	2
3		19x205x1050	1
4		19x242x1050	1
5		19x70x180	4
6		28x60x1300	27
7			93
8			12
9			1
10		19x19x1350	1

